


# “MAKING YOUR COLLEGE APPLICATION POP”

PART 1 – The Common Application  
Part 2 – ApplyTexas.org will be provided in  
September 2020


## UTA TRIO TALENT SEARCH PROGRAM



The college application process can be confusing and stressful. Let us help.



Whether you're headed to community college, a public school, or a private school, you're going to have to complete a college application. We are here to guide you through this sometimes confusing process.

Explore the differences among application systems and see which application your dream school accepts.



*Decide where to apply.*

*The resources listed on this page are for students who have researched where to go and are ready to start applying. Not sure where you want to apply? Don't worry... YOUR TRIO Talent Search Advisor will guide you in the application process.*



Let's make this application a smoooooth ride.

Compare schools.

Tools like [College Scorecard](#) and [Compare College TX](#) help you compare colleges based on things like cost and graduation rate. They'll help you find affordable options and make sure you invest wisely.

Already time to apply?

If you've already done your research and are ready to start your applications, head to our [Applying to College](#) page. It will provide you more specific tools and next steps.

# *These Common Application Tools are useful in helping you make your application pop.*

## **Getting started**

Get to know the Common App and how the application works.

Use these resources to help your students get acquainted with what the Common App is and how it works. They'll learn about unfamiliar terms, what international students need to know, and more.

After viewing this document, you will be able to help students:

- Select the correct registration type for their Common App
- Understand the Common App layout
- Search for colleges and add them to the My Colleges list

## **Preparing your application**

Resources on getting organized and starting your application on the right track.

There is a lot of information your students are asked to understand and complete in the Common App. This set of resources will help your students get organized and start the application process.

These resources will help students:

- Understand what materials to gather in order to complete their application
- Know how to check the specific application requirements for each college or university
- Learn how to report standardized test scores in the application
  - Understand FERPA and how it impacts the application process

**Gather Your Materials** High school information You'll need to know things like your high school's CEEB code, GPA scale, and class rank reporting.

Check in with your counselor for more details about this information. Ask them for the High School Details Information Sheet! (Download it at [commonapp.org/ready](https://commonapp.org/ready)) An unofficial copy of your high school transcript You'll be asked to list the courses you're taking this academic year. Some colleges ask applicants to self report their full academic record in the Courses & Grades section. If you have a college on your list that requires Courses & Grades, you'll need your transcript to complete this section.

A copy of your test scores and dates You have the option to enter scores for standardized exams like the ACT and SAT that you have taken and/or plan to take. Don't forget, you'll still need to send official score reports to colleges that require them.

Citizenship information Social Security Number, if you intend to apply for financial aid via FAFSA (For U.S. citizens, U.S. nationals, U.S. dual citizens, U.S. permanent residents, U.S. refugees, and U.S. asylees). For Permanent Residents: A copy of your green card. For non-U.S. citizens: U.S. visa type, number, and date issued. If you do not yet have a U.S. visa but intend to apply for one, you can indicate that in the application. State of residence information If you think you qualify for in-state tuition for a school you might be asked to share more information about your residence in that state.

**Parent information** You'll be asked to share some basic information about one or more parents, including your parent's occupation and job title, and the education level they received. If your parent attended college, you'll need to know the name and location of the college they attended, as well as what degree they received and when.

**A list of academic honors** You can include up to 5 academic honors you received during high school. You'll need to include the honor's title, when you received it, and the level of recognition you received (regional or national, for example).

**A list of your activities** You have the option to enter up to 10 activities you participated in during high school. These activities might include family responsibilities, jobs, volunteer work, clubs, sports, hobbies, and more. For each activity you'll list: the years of participation, hours per week and weeks per year spent on the activity, position/leadership held, and a brief description. Use this space to jot down a few activities you want to report in your application.

The Common App website doesn't just enable you to apply to hundreds of colleges. You can also [explore application tips and interviews with virtual counselors](#) – tools that can be helpful even for other application platforms!

Curious whether your dream college accepts the Common App? [Search directly here](#), or keep an eye on the application information as you do research on websites like [BigFuture](#).

Yes Mam...Students can find all the information they need for college applications at [commonapp.org](http://commonapp.org)





**Note: Students are required to pay application fees (or apply fee waivers, if eligible) to each institution they submit the Common App to, and many colleges have supplemental essays in addition to those required by the Common App.**



**Apply to hundreds of schools nationwide.  
Forty years ago, every college had its own application. This was time-consuming for students, so a collection of higher learning institutions got together and created one central application that students can send to many colleges. Now, over 750 higher education institutions accept the Common App.**

Visit [commomapp.org](http://commomapp.org)

Students who are interested in Texas colleges and universities can apply with [www.applytexas.org](http://www.applytexas.org) Virtual website workshop will be provided in September 2020